

Laboratory Glassware Dryer SD8000

Scientek glassware dryer SD8000 offers high speed glassware processing and is a companion model to our SW3000 & SW3002 washers. Mating header tracks allow easy transfer of loaded headers from washer to dryer. Three high output radiant heating panels provide maximum drying efficiency.

STANDARD FEATURES:

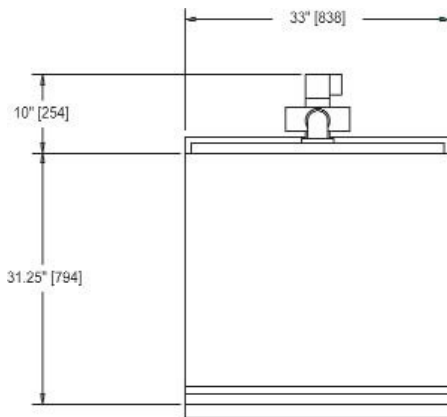
- Digital temperature control & display (range to +200°C / 392°F)
- Illuminated Off / On switch
- Dryer basket c / w aluminum wheels
- Single drop down door
- 19" load height
- Stainless steel construction

OPTIONS:

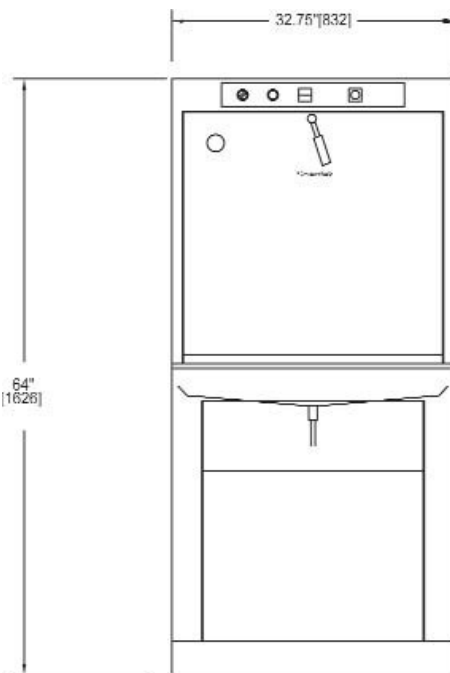
- Extended height (25" load clearance)
- Blower forced air through spindles
- Additional dryer basket c / w aluminum wheels
- Transfer table #TT—100
- Timer c / w audible alarm
- Seismic anchoring
- Guillotine door
- Recessed wall trim



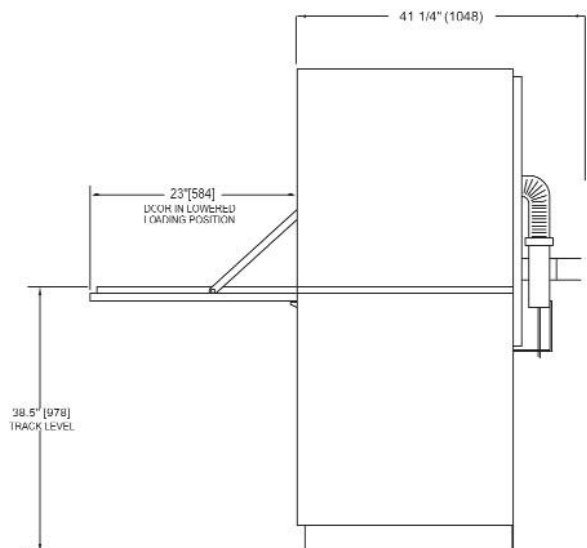
SD8000 GLASSWARE DRYER



PLAN VIEW



FRONT VIEW



RIGHT SIDE VIEW

- Illuminated Off / On Switch
- Fully gasketed door
- Insulated heating chamber
- Stainless steel front & side panels, galvanized back
- Stainless steel interior with radiant heat from top and both sides
- 10.5 KW of power for heating
- Temperature range to 392°F / 200°C
- Digital temperature controller & display
- Interior chamber size 24"H x 28"D x 28"W (610 x 711 x 711)
- 11 cu.ft. chamber capacity
- Internal control transformer for 120VAC operation

ELECTRICAL SERVICES: (SELECT)

- 208V / 3PH / 60 Hz / 50 amps
- 220 or 240V / 3PH / 60 Hz / 30 amps
- 460 or 480V / 3 PH / 60 Hz / 20 amps

Mechanical services 1/2" NPT waste connection pipe indirect to floor drain

Crated Weight: 700 Lbs./ 318 Kg